

**B.Tech. - VIEP - ELECTRONICS AND
COMMUNICATION ENGINEERING
(BTECVI)**

**Term-End Examination
December, 2016**

BIEL-020 : CONTROL ENGINEERING

Time : 3 hours

Maximum Marks : 70

Note : Attempt any seven questions. All questions carry equal marks. Use of scientific calculator is permissible. Use of graph paper and semi-log sheet is allowed.

1. Determine the transfer function $C(s)/R(s)$ for the system given in the Figure 1 using block diagram reduction techniques. 10

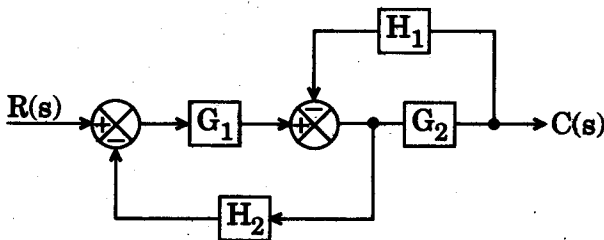


Figure 1

2. For the unity feedback system having open-loop transfer function as $G(s) = \frac{K(s+2)}{s^2(s^2+7s+12)}$,

determine (a) type of the system, (b) error constants K_p , K_v and K_a , and (iii) steady state error for parabolic input. 10

3. Determine the % overshoot and the time to reach peak overshoot for the system shown in Figure 2, when a unit step input is applied. 10

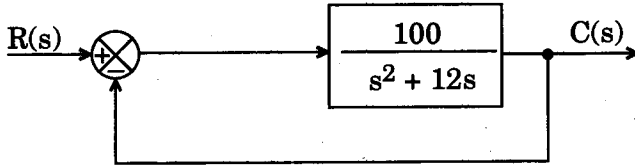


Figure 2

4. Consider the closed-loop feedback control system shown in Figure 3.

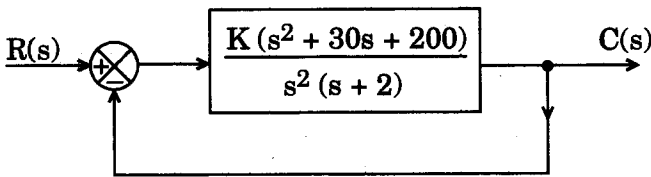


Figure 3

Using Routh-Hurwitz criterion, determine the range of K for which the system is stable. Also find the number of roots of the characteristic equation that are in the right half of s -plane for $K = 0.5$. 10

5. A unity feedback system has an open-loop transfer function $G(s) = \frac{(s+2)}{(s+1)(s-1)}$. Using

Nyquist criterion, determine whether the closed-loop system is stable or not. 10

6. For a closed-loop unity feedback system whose open-loop transfer function is given by

$$G(s) = \frac{10}{s(s+1)(0.1s+1)}$$

- (a) Draw the Bode diagram.
 (b) Obtain the phase margin and gain margin. 5+5=10

7. Sketch the root locus diagram for $G(s)H(s) = \frac{K}{s(s+1)(s+3)}$. Determine the gain

and the phase margin for $K = 10$. 10

8. Determine the state space representation in phase variable form for the system whose closed-loop transfer function is given by

$$\frac{C(s)}{R(s)} = \frac{24}{s^3 + 9s^2 + 26s + 24} \quad 10$$

9. Check whether the following system is completely state controllable and completely observable : 10

$$\begin{bmatrix} \dot{x}_1 \\ \dot{x}_2 \\ \dot{x}_3 \end{bmatrix} = \begin{bmatrix} 0 & 1 & 0 \\ 0 & 0 & 1 \\ -6 & -11 & -6 \end{bmatrix} \begin{bmatrix} x_1 \\ x_2 \\ x_3 \end{bmatrix} + \begin{bmatrix} 0 \\ 0 \\ 1 \end{bmatrix} u$$

$$y = \begin{bmatrix} 20 & 9 & 1 \end{bmatrix} \begin{bmatrix} x_1 \\ x_2 \\ x_3 \end{bmatrix}$$

10. Write short notes on any *two* of the following : $5+5=10$

- (a) Neural Network Based Control
 - (b) Fuzzy Logic Control
 - (c) Asymptotic and Conditional Stability
-