

DIPLOMA IN CIVIL ENGINEERING DCLE(G)  
DIPLOMA IN MECHANICAL ENGINEERING  
(DME)

DCLEVI/DMEVI/DELVI/DECVI/DCSVI/  
ACCLEVI/ACMEVI/ACELVI/ACECVI/ACCSVI

Term-End Examination

December, 2013

BET-016 : ENGINEERING DRAWING

Time : 2 hours

Maximum Marks : 70

*Note : Question No.1 and 2 are compulsory and are to be attempted on Answer script and others on Drawing sheet. Answer any Two questions from the remaining four questions.*

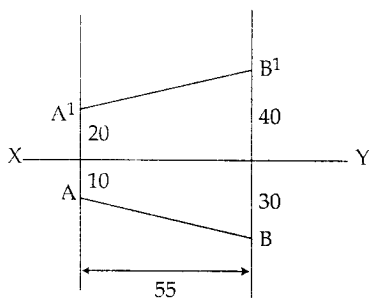
1. Answer the following questions in brief : 7x2=14

- What is a Drafting machine ?
- Draw the Drawing Symbol used for the following
  - Diameter
  - Square
- Length of the scale (L) is calculated using the formula,  $L = \text{_____} \times \text{_____}$ .
- Match the Grades of pencils with its Hardness.

<u>Grade</u>	<u>Hardness</u>
3H	Medium
HB	Very Hard
H	Soft and Black
2B	Moderately Hard

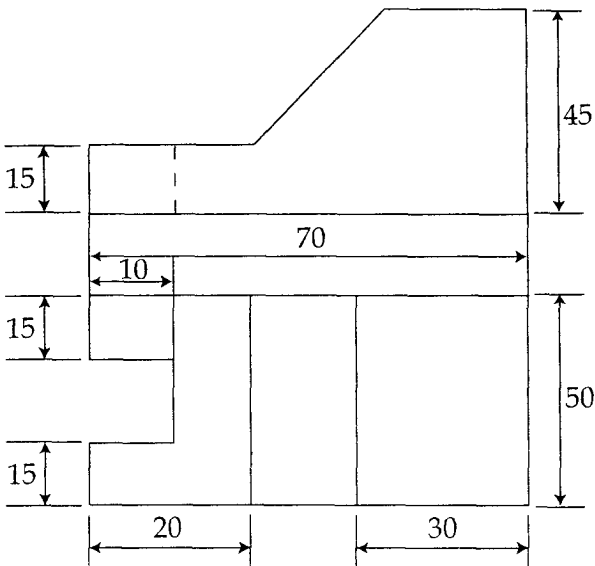
- (e) If a Drawing is prepared to a size smaller than the actual size of the object, they are said to have been drawn to a \_\_\_\_\_ scale.
- (f) Write dimensions of any four standard size drawing sheets.
- (g) Mention True or False.
  - (i) In projections, the plan and Elevation are always be in vertical line. ( )
  - (ii) Eccentricity of an Ellipse is always equal to one. ( )

2. (a) Draw the projections and Name the quadrants to which the following points belongs. 4
- (i) Point 'P' is 35mm behind VP and 25mm above HP.
  - (ii) Point 'Q' is 50 mm below HP and 15 mm behind VP.
- (b) What is the difference between a prism and a pyramid ? Draw the figure with hexagonal base. 4
- (c) Figure below shows projection of a line AB. Find the True length of the line. 6



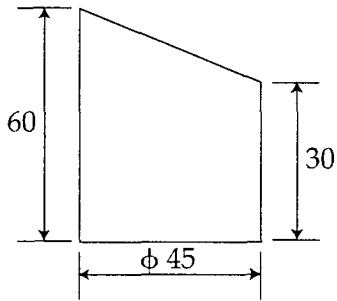
3. A Hexagonal pyramid of side of base 30 mm and height 65mm resting on a base Edge, such that the base makes an angle of  $45^\circ$  to HP. Draw its projections. 21

4. Draw the isometric view for the views shown below. 21



5. The Distance between Chennai and Bangalore is 360 Km. It is represented on a railway map by 12 cm line. Construct a diagonal scale and show on the scale a distance of 572 kms. 21

6. Draw the development for the truncated cylinder shown in figure. 21



---