

MBABM/MBAITM
Term-End Examination
June, 2015

00048

MBM-009 : BUSINESS STATISTICS

Time : 3 hours

Maximum Marks : 100

Note :

- (i) *Section I is compulsory. Answer all the questions.*
- (ii) *In Section II, answer any five questions.*
- (iii) *Assume suitable data wherever required.*
- (iv) *Standard Statistical Tables/Graph sheets are provided by the Invigilator on request.*
- (v) *Only Non-Programmable Scientific Calculators are allowed for computations.*
- (vi) *Italicized figures to the right indicate maximum marks.*

SECTION I

1. The annual sales of small scale industries in an industrial estate follow normal distribution. The targeted mean of annual sales of the industries of the population is ₹ 75 lakhs. The variance of the annual sales of the industries of the population is ₹ 400 lakhs. The director of the industry department feels that the performance of the industries has not changed from the population mean in the recent past. A random sample of 49 industries is taken from the normal population for which the mean annual sales is found to be ₹ 70 lakhs. Check whether the sales of the industries have not changed from ₹ 75 lakhs at a significance level of 0.05.

10

2. The personnel manager of a company is convinced that complete avoidance of overtime for the employees will improve the productivity of the company. But the production manager has a contradicting view, because such complete avoidance of the overtime will increase labour absenteeism which will have its negative consequences in planning. Before implementing complete avoidance of overtime, the production manager ascertained through a study that 20% of employees attended duty for less than the total number of working days a month.

After implementing the complete avoidance of overtime, it is found that out of a sample of 150 employees, 24 of them attended duty for less than the total number of working days in a month. Check the view of the production manager at a significance level of 0.10.

10

3. Explain the following : 5×2=10
- (a) Statistics in Business and Industry
 - (b) Measures of Location
 - (c) Mutually Exclusive Events
 - (d) Standard Error
 - (e) Forecasting in Time Series Analysis

SECTION II

4. (a) For a data set, the minimum entry is same as the maximum entry. This implies that the standard deviation is zero. True or False ? Comment. 4
- (b) Discuss the utility and limitations of diagrammatic presentation of statistical data. 10
5. (a) What is statistical average ? Mention its desirable properties. 2+4=6
- (b) An analysis of production rejects resulted in the following observations :

| No. of Rejects per Operator | No. of Operators |
|-----------------------------|------------------|
| 21 – 25 | 8 |
| 26 – 30 | 15 |
| 31 – 35 | 28 |
| 36 – 40 | 42 |
| 41 – 45 | 15 |
| 46 – 50 | 12 |

Calculate the mean and standard deviation and interpret the results. 4+4=8

6. (a) The probability that an applicant for a Management Accountant's job has a post-graduate degree is 0.3, he has had some work experience as a Chief Financial Accountant is 0.7, and that he has both is 0.2. Out of 300 applicants, approximately, what number would have either a post-graduate degree or some professional work experience ?

6

(b) In a bolt factory, machines A, B and C manufacture 25%, 35% and 40% respectively. Out of the total of their output, 5, 4 and 2 percent are defective bolts. If a bolt is drawn at random from the product and is found to be defective, what are the probabilities that it was manufactured by machine A, B and C ?

8

7. (a) Under an employment promotion programme, it is proposed to allow sale of newspapers inside buses during off-peak hours. The vendors can sell newspapers inside buses during off-peak hours. The vendors can purchase newspapers at a special concessional rate of ₹ 1.25 per copy against the selling price of ₹ 1.50. Any unsold copies are, however, a dead loss. A vendor has estimated the following probability distribution for the number of copies demanded :

| | | | | | | |
|------------------|------|------|------|------|------|------|
| Number of copies | 15 | 16 | 17 | 18 | 19 | 20 |
| Probability | 0.04 | 0.19 | 0.33 | 0.26 | 0.11 | 0.07 |

How many copies should be ordered so that his expected profit will be maximum ?

8



(b) Mr. Gupta applies for a personal loan of ₹ 1,50,000 from a nationalised bank to repair his house. The loan officer informed him that over the years, the bank has received about 2920 loan applications per year and that the probability of approval was, on an average, above 0.85.

(i) Mr. Gupta wants to know the average and standard deviation of the number of loans approved per year.

(ii) Suppose the bank actually received 2654 loan applications per year with an approval probability of 0.82. What are the mean and standard deviation now ?

3+3=6

8. (a) Point out the differences between a sample survey and a census survey. Under what conditions are these undertaken ?

3+3=6

(b) An oil refinery has back-up monitors to keep a track of the refinery flows continuously and to prevent machine malfunctions from disrupting the process. One particular monitor has an average life of 4300 hours and a standard deviation of 730 hours. In addition to the primary monitor, the refinery has set up two standby units, which are duplicates of the primary one. In case of malfunction of one of the monitors, another will automatically take over its place. The operating life of each monitor is independent of the other. What is the probability that a given set of monitors will last (i) at least 13,000 hours ? (ii) at most 12,630 hours ?

4+4=8

9. (a) Discuss the difference in purpose between the estimation of parameters and the testing of statistical hypothesis. 6
- (b) An auto company decided to introduce a new six cylinder car whose mean petrol consumption is claimed to be lower than that of the existing auto engine. It was found that the mean petrol consumption for 50 cars was 10 km per litre with a standard deviation of 3.5 km per litre. Test the claim of the company, that the new car petrol consumption is 9.5 km per litre on an average at 5 percent level significance. 8
10. (a) Quotations of index number of security prices of a certain joint stock company and of prices of preference shares and debentures are given below :

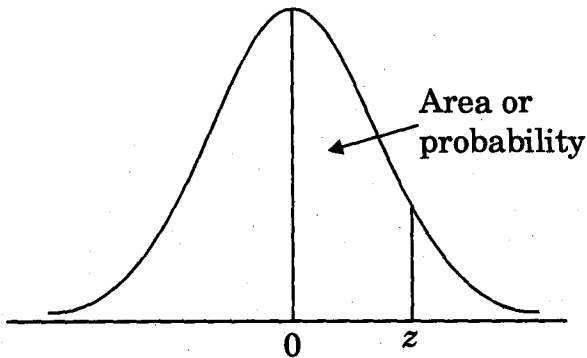
| Preference share price (X) | Debenture price (Y) |
|----------------------------|---------------------|
| 73.2 | 97.8 |
| 85.8 | 99.2 |
| 78.9 | 98.8 |
| 75.8 | 98.3 |
| 77.2 | 98.3 |
| 81.2 | 96.7 |
| 83.8 | 97.1 |

Use the method of rank correlation to determine the relationship between preference share prices and debenture prices. 8

- (b) Explain the concept of regression and point out its usefulness in dealing with business problems. 6

Appendix B : Tables

TABLE 1 : STANDARD NORMAL DISTRIBUTION



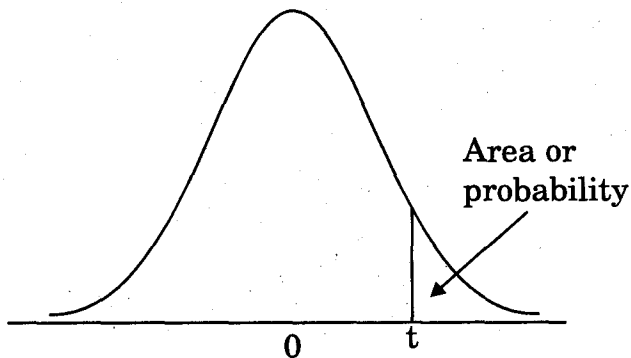
Entries in the table give the area under the curve between the mean and z standard deviations above the mean. For example, for $z = 1.25$ the area under the curve between the mean and z is 0.3944.

| z | 0.00 | 0.01 | 0.02 | 0.03 | 0.04 | 0.05 | 0.06 | 0.07 | 0.08 | 0.09 |
|-----|--------|--------|--------|--------|--------|--------|--------|--------|--------|--------|
| 0.0 | 0.0000 | 0.0040 | 0.0080 | 0.0120 | 0.0160 | 0.0199 | 0.0239 | 0.0279 | 0.0319 | 0.0359 |
| 0.1 | 0.0398 | 0.0438 | 0.0478 | 0.0517 | 0.0557 | 0.0596 | 0.0636 | 0.0675 | 0.0714 | 0.0753 |
| 0.2 | 0.0793 | 0.0832 | 0.0871 | 0.0910 | 0.0948 | 0.0987 | 0.1026 | 0.1064 | 0.1103 | 0.1141 |
| 0.3 | 0.1179 | 0.1217 | 0.1255 | 0.1293 | 0.1331 | 0.1368 | 0.1406 | 0.1443 | 0.1480 | 0.1517 |
| 0.4 | 0.1554 | 0.1591 | 0.1628 | 0.1664 | 0.1700 | 0.1736 | 0.1772 | 0.1808 | 0.1844 | 0.1879 |
| 0.5 | 0.1915 | 0.1950 | 0.1985 | 0.2019 | 0.2054 | 0.2088 | 0.2123 | 0.2157 | 0.2190 | 0.2224 |
| 0.6 | 0.2257 | 0.2291 | 0.2324 | 0.2357 | 0.2389 | 0.2422 | 0.2454 | 0.2486 | 0.2517 | 0.2549 |
| 0.7 | 0.2580 | 0.2611 | 0.2642 | 0.2673 | 0.2704 | 0.2734 | 0.2764 | 0.2794 | 0.2823 | 0.2852 |
| 0.8 | 0.2881 | 0.2910 | 0.2939 | 0.2967 | 0.2995 | 0.3023 | 0.3051 | 0.3078 | 0.3106 | 0.3133 |
| 0.9 | 0.3159 | 0.3186 | 0.3212 | 0.3238 | 0.3264 | 0.3289 | 0.3315 | 0.3340 | 0.3365 | 0.3389 |
| 1.0 | 0.3413 | 0.3438 | 0.3461 | 0.3485 | 0.3508 | 0.3531 | 0.3554 | 0.3577 | 0.3599 | 0.3621 |
| 1.1 | 0.3643 | 0.3665 | 0.3686 | 0.3708 | 0.3729 | 0.3749 | 0.3770 | 0.3790 | 0.3810 | 0.3830 |
| 1.2 | 0.3849 | 0.3869 | 0.3888 | 0.3907 | 0.3925 | 0.3944 | 0.3962 | 0.3980 | 0.3997 | 0.4015 |
| 1.3 | 0.4032 | 0.4049 | 0.4066 | 0.4082 | 0.4099 | 0.4115 | 0.4131 | 0.4147 | 0.4162 | 0.4177 |
| 1.4 | 0.4192 | 0.4207 | 0.4222 | 0.4236 | 0.4251 | 0.4265 | 0.4279 | 0.4292 | 0.4306 | 0.4319 |
| 1.5 | 0.4332 | 0.4345 | 0.4357 | 0.4370 | 0.4382 | 0.4394 | 0.4406 | 0.4418 | 0.4429 | 0.4441 |
| 1.6 | 0.4452 | 0.4463 | 0.4474 | 0.4484 | 0.4495 | 0.4505 | 0.4515 | 0.4525 | 0.4535 | 0.4545 |
| 1.7 | 0.4554 | 0.4564 | 0.4573 | 0.4582 | 0.4591 | 0.4599 | 0.4608 | 0.4616 | 0.4625 | 0.4633 |
| 1.8 | 0.4641 | 0.4649 | 0.4656 | 0.4664 | 0.4671 | 0.4678 | 0.4686 | 0.4693 | 0.4699 | 0.4706 |
| 1.9 | 0.4713 | 0.4719 | 0.4726 | 0.4732 | 0.4738 | 0.4744 | 0.4750 | 0.4756 | 0.4761 | 0.4767 |

| z | 0.00 | 0.01 | 0.02 | 0.03 | 0.04 | 0.05 | 0.06 | 0.07 | 0.08 | 0.09 |
|------------|-------------|-------------|-------------|-------------|-------------|-------------|-------------|-------------|-------------|-------------|
| 2.0 | 0.4772 | 0.4778 | 0.4783 | 0.4788 | 0.4793 | 0.4798 | 0.4803 | 0.4808 | 0.4812 | 0.4817 |
| 2.1 | 0.4821 | 0.4826 | 0.4830 | 0.4834 | 0.4838 | 0.4842 | 0.4846 | 0.4850 | 0.4854 | 0.4857 |
| 2.2 | 0.4861 | 0.4864 | 0.4868 | 0.4871 | 0.4875 | 0.4878 | 0.4881 | 0.4884 | 0.4887 | 0.4890 |
| 2.3 | 0.4893 | 0.4896 | 0.4898 | 0.4901 | 0.4904 | 0.4906 | 0.4909 | 0.4911 | 0.4913 | 0.4916 |
| 2.4 | 0.4918 | 0.4920 | 0.4922 | 0.4925 | 0.4927 | 0.4929 | 0.4931 | 0.4932 | 0.4934 | 0.4936 |
| 2.5 | 0.4938 | 0.4940 | 0.4941 | 0.4943 | 0.4945 | 0.4946 | 0.4948 | 0.4949 | 0.4951 | 0.4952 |
| 2.6 | 0.4953 | 0.4955 | 0.4956 | 0.4957 | 0.4959 | 0.4960 | 0.4961 | 0.4962 | 0.4963 | 0.4964 |
| 2.7 | 0.4965 | 0.4966 | 0.4967 | 0.4968 | 0.4969 | 0.4970 | 0.4971 | 0.4972 | 0.4973 | 0.4974 |
| 2.8 | 0.4974 | 0.4975 | 0.4976 | 0.4977 | 0.4977 | 0.4978 | 0.4979 | 0.4979 | 0.4980 | 0.4981 |
| 2.9 | 0.4981 | 0.4982 | 0.4982 | 0.4983 | 0.4984 | 0.4984 | 0.4985 | 0.4985 | 0.4986 | 0.4986 |
| 3.0 | 0.4986 | 0.4987 | 0.4987 | 0.4988 | 0.4988 | 0.4989 | 0.4989 | 0.4989 | 0.4990 | 0.4990 |

ESSENTIALS OF STATISTICS FOR BUSINESS AND ECONOMICS

TABLE 2 : T DISTRIBUTION

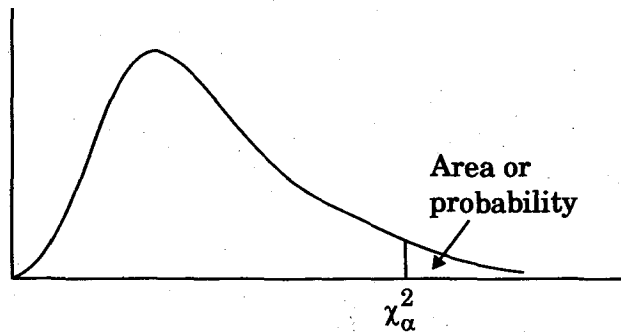


Entries in the table give t values for an area or probability in the upper tail of the t distribution. For example, with 10 degrees of freedom and a .05 area in the upper tail, $t_{.05} = 1.812$.

| Degrees of Freedom | Area in Upper Tail | | | | |
|--------------------|--------------------|-------|--------|--------|--------|
| | 0.10 | 0.05 | 0.025 | 0.01 | 0.005 |
| 1 | 3.078 | 6.314 | 12.706 | 31.821 | 63.657 |
| 2 | 1.886 | 2.920 | 4.303 | 6.965 | 9.925 |
| 3 | 1.638 | 2.353 | 3.182 | 4.541 | 5.841 |
| 4 | 1.533 | 2.132 | 2.776 | 3.747 | 4.604 |
| 5 | 1.476 | 2.015 | 2.571 | 3.365 | 4.032 |
| 6 | 1.440 | 1.943 | 2.447 | 3.143 | 3.707 |
| 7 | 1.415 | 1.895 | 2.365 | 2.998 | 3.499 |
| 8 | 1.397 | 1.860 | 2.306 | 2.896 | 3.355 |
| 9 | 1.383 | 1.833 | 2.262 | 2.821 | 3.250 |
| 10 | 1.372 | 1.812 | 2.228 | 2.764 | 3.169 |
| 11 | 1.363 | 1.796 | 2.201 | 2.718 | 3.106 |
| 12 | 1.356 | 1.782 | 2.179 | 2.681 | 3.055 |
| 13 | 1.350 | 1.771 | 2.160 | 2.650 | 3.012 |
| 14 | 1.345 | 1.761 | 2.145 | 2.624 | 2.977 |
| 15 | 1.341 | 1.753 | 2.131 | 2.602 | 2.947 |
| 16 | 1.337 | 1.746 | 2.120 | 2.583 | 2.921 |
| 17 | 1.333 | 1.740 | 2.110 | 2.567 | 2.898 |
| 18 | 1.330 | 1.734 | 2.101 | 2.552 | 2.878 |
| 19 | 1.328 | 1.729 | 2.093 | 2.539 | 2.861 |

| Degrees of Freedom | Area in Upper Tail | | | | |
|--------------------|--------------------|-------|-------|-------|-------|
| | 0.10 | 0.05 | 0.025 | 0.01 | 0.005 |
| 20 | 1.325 | 1.725 | 2.086 | 2.528 | 2.845 |
| 21 | 1.323 | 1.721 | 2.080 | 2.518 | 2.831 |
| 22 | 1.321 | 1.717 | 2.074 | 2.508 | 2.819 |
| 23 | 1.319 | 1.714 | 2.069 | 2.500 | 2.807 |
| 24 | 1.318 | 1.711 | 2.064 | 2.492 | 2.797 |
| 25 | 1.316 | 1.708 | 2.060 | 2.485 | 2.787 |
| 26 | 1.315 | 1.706 | 2.056 | 2.479 | 2.779 |
| 27 | 1.314 | 1.703 | 2.052 | 2.473 | 2.771 |
| 28 | 1.313 | 1.701 | 2.048 | 2.467 | 2.763 |
| 29 | 1.311 | 1.699 | 2.045 | 2.462 | 2.756 |
| 30 | 1.310 | 1.697 | 2.042 | 2.457 | 2.750 |
| 40 | 1.303 | 1.684 | 2.021 | 2.423 | 2.704 |
| 60 | 1.296 | 1.671 | 2.000 | 2.390 | 2.660 |
| 120 | 1.289 | 1.658 | 1.980 | 2.358 | 2.617 |
| ∞ | 1.282 | 1.645 | 1.960 | 2.326 | 2.576 |

TABLE 3 : CHI-SQUARE DISTRIBUTION



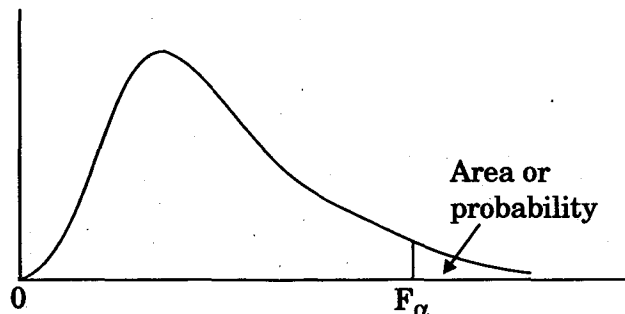
Entries in the table give χ_{α}^2 values, where α is the area or probability in the upper tail of the chi-square distribution. For example, with 10 degrees of freedom and a .01 area in the upper tail, $\chi_{.01}^2 = 23.2093$.

| Degrees of Freedom | Area in Upper Tail | | | | | | | | | |
|--------------------|---------------------------|--------------------------|--------------------------|--------------------------|-----------|---------|---------|---------|---------|---------|
| | 0.995 | 0.99 | 0.975 | 0.95 | 0.90 | 0.10 | 0.05 | 0.025 | 0.01 | 0.005 |
| 1 | $392,704 \times 10^{-10}$ | $157,088 \times 10^{-9}$ | $982,069 \times 10^{-9}$ | $393,214 \times 10^{-8}$ | 0.0157908 | 2.70554 | 3.84146 | 5.02389 | 6.63490 | 7.87944 |
| 2 | 0.0100251 | 0.0201007 | 0.0506356 | 0.102587 | 0.210720 | 4.60517 | 5.99147 | 7.37776 | 9.21034 | 10.5966 |
| 3 | 0.0717212 | 0.114832 | 0.215795 | 0.351846 | 0.584375 | 6.25139 | 7.81473 | 9.34840 | 11.3449 | 12.8381 |
| 4 | 0.206990 | 0.297110 | 0.484419 | 0.710721 | 1.063623 | 7.77944 | 9.48773 | 11.1433 | 13.2767 | 14.8602 |
| 5 | 0.411740 | 0.554300 | 0.831211 | 1.145476 | 1.61031 | 9.23635 | 11.0705 | 12.8325 | 15.0863 | 16.7496 |
| 6 | 0.675727 | 0.872085 | 1.237347 | 1.63539 | 2.20413 | 10.6446 | 12.5916 | 14.4494 | 16.8119 | 18.5476 |
| 7 | 0.989265 | 1.239043 | 1.68987 | 2.16735 | 2.83311 | 12.0170 | 14.0671 | 16.0128 | 18.4753 | 20.2777 |
| 8 | 1.344419 | 1.646482 | 2.17973 | 2.73264 | 3.48954 | 13.3616 | 15.5073 | 17.5346 | 20.0902 | 21.9550 |
| 9 | 1.734926 | 2.087912 | 2.70039 | 3.32511 | 4.16816 | 14.6837 | 16.9190 | 19.0228 | 21.6660 | 23.5893 |
| 10 | 2.15585 | 2.55821 | 3.24697 | 3.94030 | 4.86518 | 15.9871 | 18.3070 | 20.4831 | 23.2093 | 25.1882 |
| 11 | 2.60321 | 3.05347 | 3.81575 | 4.57481 | 5.57779 | 17.2750 | 19.6751 | 21.9200 | 24.7250 | 26.7569 |
| 12 | 3.07382 | 3.57056 | 4.40379 | 5.22603 | 6.30380 | 18.5494 | 21.0261 | 23.3367 | 26.2170 | 28.2995 |
| 13 | 3.56503 | 4.10691 | 5.00874 | 5.89186 | 7.04150 | 19.8119 | 22.3621 | 24.7356 | 27.6883 | 29.8194 |
| 14 | 4.07468 | 4.66043 | 5.62872 | 6.57063 | 7.78953 | 21.0642 | 23.6848 | 26.1190 | 29.1413 | 31.3193 |

TABLE 3 : CHI-SQUARE DISTRIBUTION (Continued)

| Degrees of Freedom | Area in Upper Tail | | | | | | | | | |
|--------------------|--------------------|----------|----------|---------|---------|---------|---------|---------|---------|---------|
| | 0.995 | 0.99 | 0.975 | 0.95 | 0.90 | 0.10 | 0.05 | 0.025 | 0.01 | 0.005 |
| 15 | 4.60094 | 5.22935 | 6.26214 | 7.26094 | 8.54675 | 22.3072 | 24.9958 | 27.4884 | 30.5779 | 32.8013 |
| 16 | 5.14224 | 5.81221 | 6.90766 | 7.96164 | 9.31223 | 23.5418 | 26.2962 | 28.8454 | 31.9999 | 34.2672 |
| 17 | 5.69724 | 6.40776 | 7.56418 | 8.67176 | 10.0852 | 24.7690 | 27.5871 | 30.1910 | 33.4087 | 35.7185 |
| 18 | 6.26481 | 7.01491 | 8.23075 | 9.39046 | 10.8649 | 25.9894 | 28.8693 | 31.5264 | 34.8053 | 37.1564 |
| 19 | 6.84398 | 7.63273 | 8.90655 | 10.1170 | 11.6509 | 27.2036 | 30.1435 | 32.8523 | 36.1908 | 38.5822 |
| 20 | 7.43386 | 8.26040 | 9.59083 | 10.8508 | 12.4426 | 28.4120 | 31.4104 | 34.1696 | 37.5662 | 39.9968 |
| 21 | 8.03366 | 8.89720 | 10.28293 | 11.5913 | 13.2396 | 29.6151 | 32.6705 | 35.4789 | 38.9321 | 41.4010 |
| 22 | 8.64272 | 9.54249 | 10.9823 | 12.3380 | 14.0415 | 30.8133 | 33.9244 | 36.7807 | 40.2894 | 42.7958 |
| 23 | 9.26042 | 10.19567 | 11.6885 | 13.0905 | 14.8479 | 32.0069 | 35.1725 | 38.0757 | 41.6384 | 44.1813 |
| 24 | 9.88623 | 10.8564 | 12.4011 | 13.8484 | 15.6587 | 33.1963 | 36.4151 | 39.3641 | 42.9798 | 45.5585 |
| 25 | 10.5197 | 11.5240 | 13.1197 | 14.6114 | 16.4734 | 34.3816 | 37.6525 | 40.6465 | 44.3141 | 46.9278 |
| 26 | 11.1603 | 12.1981 | 13.8439 | 15.3791 | 17.2919 | 35.5631 | 38.8852 | 41.9232 | 45.6417 | 48.2899 |
| 27 | 11.8076 | 12.8786 | 14.5733 | 16.1513 | 18.1138 | 36.7412 | 40.1133 | 43.1944 | 46.9630 | 49.6449 |
| 28 | 12.4613 | 13.5648 | 15.3079 | 16.9279 | 18.9392 | 37.9159 | 41.3372 | 44.4607 | 48.2782 | 50.9933 |
| 29 | 13.1211 | 14.2565 | 16.0471 | 17.7083 | 19.7677 | 39.0875 | 42.5569 | 45.7222 | 49.5879 | 52.3356 |
| 30 | 13.7867 | 14.9535 | 16.7908 | 18.4926 | 20.5992 | 40.2560 | 43.7729 | 46.9792 | 50.8922 | 53.6720 |
| 40 | 20.7065 | 22.1643 | 24.4331 | 26.5093 | 29.0505 | 51.8050 | 55.7585 | 59.3417 | 63.6907 | 66.7659 |
| 50 | 27.9907 | 29.7067 | 32.3574 | 34.7642 | 37.6886 | 63.1671 | 67.5048 | 71.4202 | 76.1539 | 79.4900 |
| 60 | 35.5346 | 37.4848 | 40.4817 | 43.1879 | 46.4589 | 74.3970 | 79.0819 | 83.2976 | 88.3794 | 91.9517 |
| 70 | 43.2752 | 45.4418 | 48.7576 | 51.7393 | 55.3290 | 85.5271 | 90.5312 | 95.0231 | 100.425 | 104.215 |
| 80 | 51.1720 | 53.5400 | 57.1532 | 60.3915 | 64.2778 | 96.5782 | 101.879 | 106.629 | 112.329 | 116.321 |
| 90 | 59.1963 | 61.7541 | 65.6466 | 69.1260 | 73.2912 | 107.565 | 113.145 | 118.136 | 124.116 | 128.299 |
| 100 | 67.3276 | 70.0648 | 74.2219 | 77.9295 | 82.3581 | 118.498 | 124.342 | 129.561 | 135.807 | 140.169 |

TABLE 4 : F DISTRIBUTION



Entries in the table give F_{α} values, where α is the area or probability in the upper tail of the F distribution. For example, with 12 numerator degrees of freedom, 15 denominator degrees of freedom, and a .05 area in the upper tail $F_{.05} = 2.48$.

Table of $F_{.05}$ Values

| Denominator Degrees of Freedom | Numerator Degrees of Freedom | | | | | | | | | | | | | | | | | | |
|--------------------------------------|------------------------------|-------|-------|-------|-------|-------|-------|-------|-------|-------|-------|-------|-------|-------|-------|-------|-------|-------|----------|
| | 1 | 2 | 3 | 4 | 5 | 6 | 7 | 8 | 9 | 10 | 12 | 15 | 20 | 24 | 30 | 40 | 60 | 120 | ∞ |
| 1 | 161.4 | 199.5 | 215.7 | 224.6 | 230.2 | 234.0 | 236.8 | 238.9 | 240.5 | 241.9 | 243.9 | 245.9 | 248.0 | 249.1 | 250.1 | 251.1 | 252.2 | 253.3 | 254.3 |
| 2 | 18.51 | 19.00 | 19.16 | 19.25 | 19.30 | 19.33 | 19.35 | 19.37 | 19.38 | 19.40 | 19.41 | 19.43 | 19.45 | 19.45 | 19.46 | 19.47 | 19.48 | 19.49 | 19.50 |
| 3 | 10.13 | 9.55 | 9.28 | 9.12 | 9.01 | 8.94 | 8.89 | 8.85 | 8.81 | 8.79 | 8.74 | 8.70 | 8.66 | 8.64 | 8.62 | 8.59 | 8.57 | 8.55 | 8.53 |
| 4 | 7.71 | 6.94 | 6.59 | 6.39 | 6.26 | 6.16 | 6.09 | 6.04 | 6.00 | 5.96 | 5.91 | 5.86 | 5.80 | 5.77 | 5.75 | 5.72 | 5.69 | 5.66 | 5.63 |
| 5 | 6.61 | 5.79 | 5.41 | 5.19 | 5.05 | 4.95 | 4.88 | 4.82 | 4.77 | 4.74 | 4.68 | 4.62 | 4.56 | 4.53 | 4.50 | 4.46 | 4.43 | 4.40 | 4.36 |
| 6 | 5.99 | 5.14 | 4.76 | 4.53 | 4.39 | 4.28 | 4.21 | 4.15 | 4.10 | 4.06 | 4.00 | 3.94 | 3.87 | 3.84 | 3.81 | 3.77 | 3.74 | 3.70 | 3.67 |
| 7 | 5.59 | 4.74 | 4.35 | 4.12 | 3.97 | 3.87 | 3.79 | 3.73 | 3.68 | 3.64 | 3.57 | 3.51 | 3.44 | 3.41 | 3.38 | 3.34 | 3.30 | 3.27 | 3.23 |
| 8 | 5.32 | 4.46 | 4.07 | 3.84 | 3.69 | 3.58 | 3.50 | 3.44 | 3.39 | 3.35 | 3.28 | 3.22 | 3.15 | 3.12 | 3.08 | 3.04 | 3.01 | 2.97 | 2.93 |
| 9 | 5.12 | 4.26 | 3.86 | 3.63 | 3.48 | 3.37 | 3.29 | 3.23 | 3.18 | 3.14 | 3.07 | 3.01 | 2.94 | 2.90 | 2.86 | 2.83 | 2.79 | 2.75 | 2.71 |
| 10 | 4.96 | 4.10 | 3.71 | 3.48 | 3.33 | 3.22 | 3.14 | 3.07 | 3.02 | 2.98 | 2.91 | 2.85 | 2.77 | 2.74 | 2.70 | 2.66 | 2.62 | 2.58 | 2.54 |
| 11 | 4.84 | 3.98 | 3.59 | 3.36 | 3.20 | 3.09 | 3.01 | 2.95 | 2.90 | 2.85 | 2.79 | 2.72 | 2.65 | 2.61 | 2.57 | 2.53 | 2.49 | 2.45 | 2.40 |
| 12 | 4.75 | 3.89 | 3.49 | 3.26 | 3.11 | 3.00 | 2.91 | 2.85 | 2.80 | 2.75 | 2.69 | 2.62 | 2.54 | 2.51 | 2.47 | 2.43 | 2.38 | 2.34 | 2.30 |
| 13 | 4.67 | 3.81 | 3.41 | 3.18 | 3.03 | 2.92 | 2.83 | 2.77 | 2.71 | 2.67 | 2.60 | 2.53 | 2.46 | 2.42 | 2.38 | 2.34 | 2.30 | 2.25 | 2.21 |
| 14 | 4.60 | 3.74 | 3.34 | 3.11 | 2.96 | 2.85 | 2.76 | 2.70 | 2.65 | 2.60 | 2.53 | 2.46 | 2.39 | 2.35 | 2.31 | 2.27 | 2.22 | 2.18 | 2.13 |

Table of F_{.05} Values

| Denominator Degrees of Freedom | Numerator Degrees of Freedom | | | | | | | | | | | | | | | | | | |
|--------------------------------------|------------------------------|------|------|------|------|------|------|------|------|------|------|------|------|------|------|------|------|------|------|
| | 1 | 2 | 3 | 4 | 5 | 6 | 7 | 8 | 9 | 10 | 12 | 15 | 20 | 24 | 30 | 40 | 60 | 120 | ∞ |
| 15 | 4.54 | 3.68 | 3.29 | 3.06 | 2.90 | 2.79 | 2.71 | 2.64 | 2.59 | 2.54 | 2.48 | 2.40 | 2.33 | 2.29 | 2.25 | 2.20 | 2.16 | 2.11 | 2.07 |
| 16 | 4.49 | 3.63 | 3.24 | 3.01 | 2.85 | 2.74 | 2.66 | 2.59 | 2.54 | 2.49 | 2.42 | 2.35 | 2.28 | 2.24 | 2.19 | 2.15 | 2.11 | 2.06 | 2.01 |
| 17 | 4.45 | 3.59 | 3.20 | 2.96 | 2.81 | 2.70 | 2.61 | 2.55 | 2.49 | 2.45 | 2.38 | 2.31 | 2.23 | 2.19 | 2.15 | 2.10 | 2.06 | 2.01 | 1.96 |
| 18 | 4.41 | 3.55 | 3.16 | 2.93 | 2.77 | 2.66 | 2.58 | 2.51 | 2.46 | 2.41 | 2.34 | 2.27 | 2.19 | 2.15 | 2.11 | 2.06 | 2.02 | 1.97 | 1.92 |
| 19 | 4.38 | 3.52 | 3.13 | 2.90 | 2.74 | 2.63 | 2.54 | 2.48 | 2.42 | 2.38 | 2.31 | 2.23 | 2.16 | 2.11 | 2.07 | 2.03 | 1.98 | 1.93 | 1.88 |
| 20 | 4.35 | 3.49 | 3.10 | 2.87 | 2.71 | 2.60 | 2.51 | 2.45 | 2.39 | 2.35 | 2.28 | 2.20 | 2.12 | 2.08 | 2.04 | 1.99 | 1.95 | 1.90 | 1.84 |
| 21 | 4.32 | 3.47 | 3.07 | 2.84 | 2.68 | 2.57 | 2.49 | 2.42 | 2.37 | 2.32 | 2.25 | 2.18 | 2.10 | 2.05 | 2.01 | 1.96 | 1.92 | 1.87 | 1.81 |
| 22 | 4.30 | 3.44 | 3.05 | 2.82 | 2.66 | 2.55 | 2.46 | 2.40 | 2.34 | 2.30 | 2.23 | 2.15 | 2.07 | 2.03 | 1.98 | 1.94 | 1.89 | 1.84 | 1.78 |
| 23 | 4.28 | 3.42 | 3.03 | 2.80 | 2.64 | 2.53 | 2.44 | 2.37 | 2.32 | 2.27 | 2.20 | 2.13 | 2.05 | 2.01 | 1.96 | 1.91 | 1.86 | 1.81 | 1.76 |
| 24 | 4.26 | 3.40 | 3.01 | 2.78 | 2.62 | 2.51 | 2.42 | 2.36 | 2.30 | 2.25 | 2.18 | 2.11 | 2.03 | 1.98 | 1.94 | 1.89 | 1.84 | 1.79 | 1.73 |
| 25 | 4.24 | 3.39 | 2.99 | 2.76 | 2.60 | 2.49 | 2.40 | 2.34 | 2.28 | 2.24 | 2.16 | 2.09 | 2.01 | 1.96 | 1.92 | 1.87 | 1.82 | 1.77 | 1.71 |
| 26 | 4.23 | 3.37 | 2.98 | 2.74 | 2.59 | 2.47 | 2.39 | 2.32 | 2.27 | 2.22 | 2.15 | 2.07 | 1.99 | 1.95 | 1.90 | 1.85 | 1.80 | 1.75 | 1.69 |
| 27 | 4.21 | 3.35 | 2.96 | 2.73 | 2.57 | 2.46 | 2.37 | 2.31 | 2.25 | 2.20 | 2.13 | 2.06 | 1.97 | 1.93 | 1.88 | 1.84 | 1.79 | 1.73 | 1.67 |
| 28 | 4.20 | 3.34 | 2.95 | 2.71 | 2.56 | 2.45 | 2.36 | 2.29 | 2.24 | 2.19 | 2.12 | 2.04 | 1.96 | 1.91 | 1.87 | 1.82 | 1.77 | 1.71 | 1.65 |
| 29 | 4.18 | 3.33 | 2.93 | 2.70 | 2.55 | 2.43 | 2.35 | 2.28 | 2.22 | 2.18 | 2.10 | 2.03 | 1.94 | 1.90 | 1.85 | 1.81 | 1.75 | 1.70 | 1.64 |
| 30 | 4.17 | 3.32 | 2.92 | 2.69 | 2.53 | 2.42 | 2.33 | 2.27 | 2.21 | 2.16 | 2.09 | 2.01 | 1.93 | 1.89 | 1.84 | 1.79 | 1.74 | 1.68 | 1.62 |
| 40 | 4.08 | 3.23 | 2.84 | 2.61 | 2.45 | 2.34 | 2.25 | 2.18 | 2.12 | 2.08 | 2.00 | 1.92 | 1.84 | 1.79 | 1.74 | 1.69 | 1.64 | 1.58 | 1.51 |
| 60 | 4.00 | 3.15 | 2.76 | 2.53 | 2.37 | 2.25 | 2.17 | 2.10 | 2.04 | 1.99 | 1.92 | 1.84 | 1.75 | 1.70 | 1.65 | 1.59 | 1.53 | 1.47 | 1.39 |
| 120 | 3.92 | 3.07 | 2.68 | 2.45 | 2.29 | 2.17 | 2.09 | 2.02 | 1.96 | 1.91 | 1.83 | 1.75 | 1.66 | 1.61 | 1.55 | 1.50 | 1.43 | 1.35 | 1.25 |
| ∞ | 3.84 | 3.00 | 2.60 | 2.37 | 2.21 | 2.10 | 2.01 | 1.94 | 1.88 | 1.83 | 1.75 | 1.67 | 1.57 | 1.52 | 1.46 | 1.39 | 1.32 | 1.22 | 1.00 |

TABLE 4 : F DISTRIBUTION (Continued)

| Table of F_{.025} Values | | | | | | | | | | | | | | | | | | | |
|---|------------------------------|-------|-------|-------|-------|-------|-------|-------|-------|-------|-------|-------|-------|-------|-------|-------|-------|-------|-------|
| Denominator Degrees of Freedom | Numerator Degrees of Freedom | | | | | | | | | | | | | | | | | | |
| | 1 | 2 | 3 | 4 | 5 | 6 | 7 | 8 | 9 | 10 | 12 | 15 | 20 | 24 | 30 | 40 | 60 | 120 | ∞ |
| 1 | 647.8 | 799.5 | 864.2 | 899.6 | 921.8 | 937.1 | 948.2 | 956.7 | 963.3 | 968.6 | 976.7 | 984.9 | 993.1 | 997.2 | 1,001 | 1,006 | 1,010 | 1,014 | 1,018 |
| 2 | 38.51 | 39.00 | 39.17 | 39.25 | 39.30 | 39.33 | 39.36 | 39.37 | 39.39 | 39.40 | 39.41 | 39.43 | 39.45 | 39.46 | 39.46 | 39.47 | 39.48 | 39.49 | 39.50 |
| 3 | 17.44 | 16.04 | 15.44 | 15.10 | 14.88 | 14.73 | 14.62 | 14.54 | 14.47 | 14.42 | 14.34 | 14.25 | 14.17 | 14.12 | 14.08 | 14.04 | 13.99 | 13.95 | 13.90 |
| 4 | 12.22 | 10.65 | 9.98 | 9.60 | 9.36 | 9.20 | 9.07 | 8.98 | 8.90 | 8.84 | 8.75 | 8.66 | 8.56 | 8.51 | 8.46 | 8.41 | 8.36 | 8.31 | 8.26 |
| 5 | 10.01 | 8.43 | 7.76 | 7.39 | 7.15 | 6.98 | 6.85 | 6.76 | 6.68 | 6.62 | 6.52 | 6.43 | 6.33 | 6.28 | 6.23 | 6.18 | 6.12 | 6.07 | 6.02 |
| 6 | 8.81 | 7.26 | 6.60 | 6.23 | 5.99 | 5.82 | 5.70 | 5.60 | 5.52 | 5.46 | 5.37 | 5.27 | 5.17 | 5.12 | 5.07 | 5.01 | 4.96 | 4.90 | 4.85 |
| 7 | 8.07 | 6.54 | 5.89 | 5.52 | 5.29 | 5.21 | 4.99 | 4.90 | 4.82 | 4.76 | 4.67 | 4.57 | 4.47 | 4.42 | 4.36 | 4.31 | 4.25 | 4.20 | 4.14 |
| 8 | 7.57 | 6.06 | 5.42 | 5.05 | 4.82 | 4.65 | 4.53 | 4.43 | 4.36 | 4.30 | 4.20 | 4.10 | 4.00 | 3.95 | 3.89 | 3.84 | 3.78 | 3.73 | 3.67 |
| 9 | 7.21 | 5.71 | 5.08 | 4.72 | 4.48 | 4.32 | 4.20 | 4.10 | 4.03 | 3.96 | 3.87 | 3.77 | 3.67 | 3.61 | 3.56 | 3.51 | 3.45 | 3.39 | 3.33 |
| 10 | 6.94 | 5.46 | 4.83 | 4.47 | 4.24 | 4.07 | 3.95 | 3.85 | 3.78 | 3.72 | 3.62 | 3.52 | 3.42 | 3.37 | 3.31 | 3.26 | 3.20 | 3.14 | 3.08 |
| 11 | 6.72 | 5.26 | 4.63 | 4.28 | 4.04 | 3.88 | 3.76 | 3.66 | 3.59 | 3.53 | 3.43 | 3.33 | 3.23 | 3.17 | 3.12 | 3.06 | 3.00 | 2.94 | 2.88 |
| 12 | 6.55 | 5.10 | 4.47 | 4.12 | 3.89 | 3.73 | 3.61 | 3.51 | 3.44 | 3.37 | 3.28 | 3.18 | 3.07 | 3.02 | 2.96 | 2.91 | 2.85 | 2.79 | 2.72 |
| 13 | 6.41 | 4.97 | 4.35 | 4.00 | 3.77 | 3.60 | 3.48 | 3.39 | 3.31 | 3.25 | 3.15 | 3.05 | 2.95 | 2.89 | 2.84 | 2.78 | 2.72 | 2.66 | 2.60 |
| 14 | 6.30 | 4.86 | 4.24 | 3.89 | 3.66 | 3.50 | 3.38 | 3.29 | 3.21 | 3.15 | 3.05 | 2.95 | 2.84 | 2.79 | 2.73 | 2.67 | 2.61 | 2.55 | 2.49 |
| 15 | 6.20 | 4.77 | 4.15 | 3.80 | 3.58 | 3.41 | 3.29 | 3.20 | 3.12 | 3.06 | 2.96 | 2.86 | 2.76 | 2.70 | 2.64 | 2.59 | 2.52 | 2.46 | 2.40 |
| 16 | 6.12 | 4.69 | 4.08 | 3.73 | 3.50 | 3.34 | 3.22 | 3.12 | 3.05 | 2.99 | 2.89 | 2.79 | 2.68 | 2.63 | 2.57 | 2.51 | 2.45 | 2.38 | 2.32 |
| 17 | 6.04 | 4.62 | 4.01 | 3.66 | 3.44 | 3.28 | 3.16 | 3.06 | 2.98 | 2.92 | 2.82 | 2.72 | 2.62 | 2.56 | 2.50 | 2.44 | 2.38 | 2.32 | 2.25 |
| 18 | 5.98 | 4.56 | 3.95 | 3.61 | 3.38 | 3.22 | 3.10 | 3.01 | 2.93 | 2.87 | 2.77 | 2.67 | 2.56 | 2.50 | 2.44 | 2.38 | 2.32 | 2.26 | 2.19 |
| 19 | 5.92 | 4.51 | 3.90 | 3.56 | 3.33 | 3.17 | 3.05 | 2.96 | 2.88 | 2.82 | 2.72 | 2.62 | 2.51 | 2.45 | 2.39 | 2.33 | 2.27 | 2.20 | 2.13 |

Table of F_{.025} Values

| Denominator Degrees of Freedom | Numerator Degrees of Freedom | | | | | | | | | | | | | | | | | | |
|--------------------------------------|------------------------------|------|------|------|------|------|------|------|------|------|------|------|------|------|------|------|------|------|------|
| | 1 | 2 | 3 | 4 | 5 | 6 | 7 | 8 | 9 | 10 | 12 | 15 | 20 | 24 | 30 | 40 | 60 | 120 | ∞ |
| 20 | 5.87 | 4.46 | 3.86 | 3.51 | 3.29 | 3.13 | 3.01 | 2.91 | 2.84 | 2.77 | 2.68 | 2.57 | 2.46 | 2.41 | 2.35 | 2.29 | 2.22 | 2.16 | 2.09 |
| 21 | 5.83 | 4.42 | 3.82 | 3.48 | 3.25 | 3.09 | 2.97 | 2.87 | 2.80 | 2.73 | 2.64 | 2.53 | 2.42 | 2.37 | 2.31 | 2.25 | 2.18 | 2.11 | 2.04 |
| 22 | 5.79 | 4.38 | 3.78 | 3.44 | 3.22 | 3.05 | 2.93 | 2.84 | 2.76 | 2.70 | 2.60 | 2.50 | 2.39 | 2.33 | 2.27 | 2.21 | 2.14 | 2.08 | 2.00 |
| 23 | 5.75 | 4.35 | 3.75 | 3.41 | 3.18 | 3.02 | 2.90 | 2.81 | 2.73 | 2.67 | 2.57 | 2.47 | 2.36 | 2.30 | 2.24 | 2.18 | 2.11 | 2.04 | 1.97 |
| 24 | 5.72 | 4.32 | 3.72 | 3.38 | 3.15 | 2.99 | 2.87 | 2.78 | 2.70 | 2.64 | 2.54 | 2.44 | 2.33 | 2.27 | 2.21 | 2.15 | 2.08 | 2.01 | 1.94 |
| 25 | 5.69 | 4.29 | 3.69 | 3.35 | 3.13 | 2.97 | 2.85 | 2.75 | 2.68 | 2.61 | 2.51 | 2.41 | 2.30 | 2.24 | 2.18 | 2.12 | 2.05 | 1.98 | 1.91 |
| 26 | 5.66 | 4.27 | 3.67 | 3.33 | 3.10 | 2.94 | 2.82 | 2.73 | 2.65 | 2.59 | 2.49 | 2.39 | 2.28 | 2.22 | 2.16 | 2.09 | 2.03 | 1.95 | 1.88 |
| 27 | 5.63 | 4.24 | 3.65 | 3.31 | 3.08 | 2.92 | 2.80 | 2.71 | 2.63 | 2.57 | 2.47 | 2.36 | 2.25 | 2.19 | 2.13 | 2.07 | 2.00 | 1.93 | 1.85 |
| 28 | 5.61 | 4.22 | 3.63 | 3.29 | 3.06 | 2.90 | 2.78 | 2.69 | 2.61 | 2.55 | 2.45 | 2.34 | 2.23 | 2.17 | 2.11 | 2.05 | 1.98 | 1.91 | 1.83 |
| 29 | 5.59 | 4.20 | 3.61 | 3.27 | 3.04 | 2.88 | 2.76 | 2.67 | 2.59 | 2.53 | 2.43 | 2.32 | 2.21 | 2.15 | 2.09 | 2.03 | 1.96 | 1.89 | 1.81 |
| 30 | 5.57 | 4.18 | 3.59 | 3.25 | 3.03 | 2.87 | 2.75 | 2.65 | 2.57 | 2.51 | 2.41 | 2.31 | 2.20 | 2.14 | 2.07 | 2.01 | 1.94 | 1.87 | 1.79 |
| 40 | 5.42 | 4.05 | 3.46 | 3.13 | 2.90 | 2.74 | 2.62 | 2.53 | 2.45 | 2.39 | 2.29 | 2.18 | 2.07 | 2.01 | 1.94 | 1.88 | 1.80 | 1.72 | 1.64 |
| 60 | 5.29 | 3.93 | 3.34 | 3.01 | 2.79 | 2.63 | 2.51 | 2.41 | 2.33 | 2.27 | 2.17 | 2.06 | 1.94 | 1.88 | 1.82 | 1.74 | 1.67 | 1.58 | 1.48 |
| 120 | 5.15 | 3.80 | 3.23 | 2.89 | 2.67 | 2.52 | 2.39 | 2.30 | 2.22 | 2.16 | 2.05 | 1.94 | 1.82 | 1.76 | 1.69 | 1.61 | 1.53 | 1.43 | 1.31 |
| ∞ | 5.02 | 3.69 | 3.12 | 2.79 | 2.57 | 2.41 | 2.29 | 2.19 | 2.11 | 2.05 | 1.94 | 1.83 | 1.71 | 1.64 | 1.57 | 1.48 | 1.39 | 1.27 | 1.00 |

TABLE 4 : F DISTRIBUTION (Continued)

Table of F_{.01} Values

| Denominator Degrees of Freedom | Numerator Degrees of Freedom | | | | | | | | | | | | | | | | | | |
|--------------------------------------|------------------------------|---------|-------|-------|-------|-------|-------|-------|-------|-------|-------|-------|-------|-------|-------|-------|-------|-------|-------|
| | 1 | 2 | 3 | 4 | 5 | 6 | 7 | 8 | 9 | 10 | 12 | 15 | 20 | 24 | 30 | 40 | 60 | 120 | ∞ |
| 1 | 4,052 | 4,999.5 | 5,403 | 5,625 | 5,764 | 5,859 | 5,928 | 5,982 | 6,022 | 6,056 | 6,106 | 6,157 | 6,209 | 6,235 | 6,261 | 6,287 | 6,313 | 6,339 | 6,366 |
| 2 | 98.50 | 99.00 | 99.17 | 99.25 | 99.30 | 99.33 | 99.36 | 99.37 | 99.39 | 99.40 | 99.42 | 99.43 | 99.45 | 99.46 | 99.47 | 99.47 | 99.48 | 99.49 | 99.50 |
| 3 | 34.12 | 30.82 | 29.46 | 28.71 | 28.24 | 27.91 | 27.67 | 27.49 | 27.35 | 27.23 | 27.05 | 26.87 | 26.69 | 26.60 | 26.50 | 26.41 | 26.32 | 26.22 | 26.13 |
| 4 | 21.20 | 18.00 | 16.69 | 15.98 | 15.52 | 15.21 | 14.98 | 14.80 | 14.66 | 14.55 | 14.37 | 14.20 | 14.02 | 13.93 | 13.84 | 13.75 | 13.65 | 13.56 | 13.46 |
| 5 | 16.26 | 13.27 | 12.06 | 11.39 | 10.97 | 10.67 | 10.46 | 10.29 | 10.16 | 10.05 | 9.89 | 9.72 | 9.55 | 9.47 | 9.38 | 9.29 | 9.20 | 9.11 | 9.06 |
| 6 | 13.75 | 10.92 | 9.78 | 9.15 | 8.75 | 8.47 | 8.26 | 8.10 | 7.98 | 7.87 | 7.72 | 7.56 | 7.40 | 7.31 | 7.23 | 7.14 | 7.06 | 6.97 | 6.88 |
| 7 | 12.25 | 9.55 | 8.45 | 7.85 | 7.46 | 7.19 | 6.99 | 6.84 | 6.72 | 6.62 | 6.47 | 6.31 | 6.16 | 6.07 | 5.99 | 5.91 | 5.82 | 5.74 | 5.65 |
| 8 | 11.26 | 8.65 | 7.59 | 7.01 | 6.63 | 6.37 | 6.18 | 6.03 | 5.91 | 5.81 | 5.67 | 5.52 | 5.36 | 5.28 | 5.20 | 5.12 | 5.03 | 4.95 | 4.86 |
| 9 | 10.56 | 8.02 | 6.99 | 6.42 | 6.06 | 5.80 | 5.61 | 5.47 | 5.35 | 5.26 | 5.11 | 4.96 | 4.81 | 4.73 | 4.65 | 4.57 | 4.48 | 4.40 | 4.31 |
| 10 | 10.04 | 7.56 | 6.55 | 5.99 | 5.64 | 5.39 | 5.20 | 5.06 | 4.94 | 4.85 | 4.71 | 4.56 | 4.41 | 4.33 | 4.25 | 4.17 | 4.08 | 4.00 | 3.91 |
| 11 | 9.65 | 7.21 | 6.22 | 5.67 | 5.32 | 5.07 | 4.89 | 4.74 | 4.63 | 4.54 | 4.40 | 4.25 | 4.10 | 4.02 | 3.94 | 3.86 | 3.78 | 3.69 | 3.60 |
| 12 | 9.33 | 6.93 | 5.95 | 5.41 | 5.06 | 4.82 | 4.64 | 4.50 | 4.39 | 4.30 | 4.16 | 4.01 | 3.86 | 3.78 | 3.70 | 3.62 | 3.54 | 3.45 | 3.36 |
| 13 | 9.07 | 6.70 | 5.74 | 5.21 | 4.86 | 4.62 | 4.44 | 4.30 | 4.19 | 4.10 | 3.96 | 3.82 | 3.66 | 3.59 | 3.51 | 3.43 | 3.34 | 3.25 | 3.17 |
| 14 | 8.86 | 6.51 | 5.56 | 5.04 | 4.69 | 4.46 | 4.28 | 4.14 | 4.03 | 3.94 | 3.80 | 3.66 | 3.51 | 3.43 | 3.35 | 3.27 | 3.18 | 3.09 | 3.00 |
| 15 | 8.68 | 6.36 | 5.42 | 4.89 | 4.56 | 4.32 | 4.14 | 4.00 | 3.89 | 3.80 | 3.67 | 3.52 | 3.37 | 3.29 | 3.21 | 3.13 | 3.05 | 2.96 | 2.87 |
| 16 | 8.53 | 6.23 | 5.29 | 4.77 | 4.44 | 4.20 | 4.03 | 3.89 | 3.78 | 3.69 | 3.55 | 3.41 | 3.26 | 3.18 | 3.10 | 3.02 | 2.93 | 2.84 | 2.75 |
| 17 | 8.40 | 6.11 | 5.18 | 4.67 | 4.34 | 4.10 | 3.93 | 3.79 | 3.68 | 3.59 | 3.46 | 3.31 | 3.16 | 3.08 | 3.00 | 2.92 | 2.83 | 2.75 | 2.65 |
| 18 | 8.29 | 6.01 | 5.09 | 4.58 | 4.25 | 4.01 | 3.84 | 3.71 | 3.60 | 3.51 | 3.37 | 3.23 | 3.08 | 3.00 | 2.92 | 2.84 | 2.75 | 2.66 | 2.57 |
| 19 | 8.18 | 5.93 | 5.01 | 4.50 | 4.17 | 3.94 | 3.77 | 3.63 | 3.52 | 3.43 | 3.30 | 3.15 | 3.00 | 2.92 | 2.84 | 2.76 | 2.67 | 2.58 | 2.49 |

Table of $F_{.01}$ Values

| Denominator Degrees of Freedom | Numerator Degrees of Freedom | | | | | | | | | | | | | | | | | | | |
|--------------------------------------|------------------------------|------|------|------|------|------|------|------|------|------|------|------|------|------|------|------|------|------|----------|--|
| | 1 | 2 | 3 | 4 | 5 | 6 | 7 | 8 | 9 | 10 | 12 | 15 | 20 | 24 | 30 | 40 | 60 | 120 | ∞ | |
| 20 | 8.10 | 5.85 | 4.94 | 4.43 | 4.10 | 3.87 | 3.70 | 3.56 | 3.46 | 3.37 | 3.23 | 3.09 | 2.94 | 2.86 | 2.78 | 2.69 | 2.61 | 2.52 | 2.42 | |
| 21 | 8.02 | 5.78 | 4.87 | 4.37 | 4.04 | 3.81 | 3.64 | 3.51 | 3.40 | 3.31 | 3.17 | 3.03 | 2.88 | 2.80 | 2.72 | 2.64 | 2.55 | 2.46 | 2.36 | |
| 22 | 7.95 | 5.72 | 4.82 | 4.31 | 3.99 | 3.76 | 3.59 | 3.45 | 3.35 | 3.26 | 3.12 | 2.98 | 2.83 | 2.75 | 2.67 | 2.58 | 2.50 | 2.40 | 2.31 | |
| 23 | 7.88 | 5.66 | 4.76 | 4.26 | 3.94 | 3.71 | 3.54 | 3.41 | 3.30 | 3.21 | 3.07 | 2.93 | 2.78 | 2.70 | 2.62 | 2.54 | 2.45 | 2.35 | 2.26 | |
| 24 | 7.82 | 5.61 | 4.72 | 4.22 | 3.90 | 3.67 | 3.50 | 3.36 | 3.26 | 3.17 | 3.03 | 2.89 | 2.74 | 2.66 | 2.58 | 2.49 | 2.40 | 2.31 | 2.21 | |
| 25 | 7.77 | 5.57 | 4.68 | 4.18 | 3.85 | 3.63 | 3.46 | 3.32 | 3.22 | 3.13 | 2.99 | 2.85 | 2.70 | 2.62 | 2.54 | 2.45 | 2.36 | 2.27 | 2.17 | |
| 26 | 7.72 | 5.53 | 4.64 | 4.14 | 3.82 | 3.59 | 3.42 | 3.29 | 3.18 | 3.09 | 2.96 | 2.81 | 2.66 | 2.58 | 2.50 | 2.42 | 2.33 | 2.23 | 2.13 | |
| 27 | 7.68 | 5.49 | 4.60 | 4.11 | 3.78 | 3.56 | 3.39 | 3.26 | 3.15 | 3.06 | 2.93 | 2.78 | 2.63 | 2.55 | 2.47 | 2.38 | 2.29 | 2.20 | 2.10 | |
| 28 | 7.64 | 5.45 | 4.57 | 4.07 | 3.75 | 3.53 | 3.36 | 3.23 | 3.12 | 3.03 | 2.90 | 2.75 | 2.60 | 2.52 | 2.44 | 2.35 | 2.26 | 2.17 | 2.06 | |
| 29 | 7.60 | 5.42 | 4.54 | 4.04 | 3.73 | 3.50 | 3.33 | 3.20 | 3.09 | 3.00 | 2.87 | 2.73 | 2.57 | 2.49 | 2.41 | 2.33 | 2.23 | 2.14 | 2.03 | |
| 30 | 7.56 | 5.39 | 4.51 | 4.02 | 3.70 | 3.47 | 3.30 | 3.17 | 3.07 | 2.98 | 2.84 | 2.70 | 2.55 | 2.47 | 2.39 | 2.30 | 2.21 | 2.11 | 2.01 | |
| 40 | 7.31 | 5.18 | 4.31 | 3.83 | 3.51 | 3.29 | 3.12 | 2.99 | 2.89 | 2.80 | 2.66 | 2.52 | 2.37 | 2.29 | 2.20 | 2.11 | 2.02 | 1.92 | 1.80 | |
| 60 | 7.08 | 4.98 | 4.13 | 3.65 | 3.34 | 3.12 | 2.95 | 2.82 | 2.72 | 2.63 | 2.50 | 2.35 | 2.20 | 2.12 | 2.03 | 1.94 | 1.84 | 1.73 | 1.60 | |
| 120 | 6.85 | 4.79 | 3.95 | 3.48 | 3.17 | 2.96 | 2.79 | 2.66 | 2.56 | 2.47 | 2.34 | 2.19 | 2.03 | 1.95 | 1.86 | 1.76 | 1.66 | 1.53 | 1.38 | |
| ∞ | 6.63 | 4.61 | 3.78 | 3.32 | 3.02 | 2.80 | 2.64 | 2.51 | 2.41 | 2.32 | 2.18 | 2.04 | 1.88 | 1.79 | 1.70 | 1.59 | 1.47 | 1.32 | 1.00 | |